

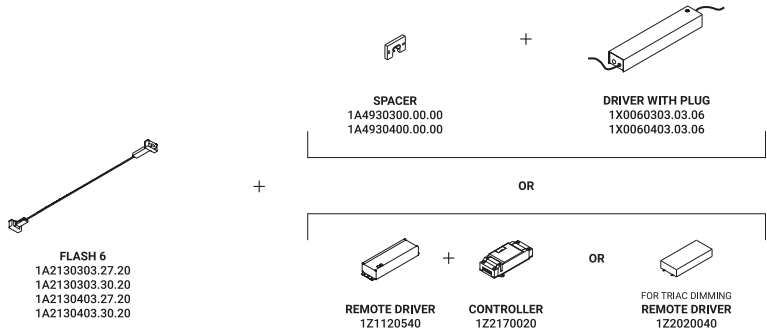


FLASH

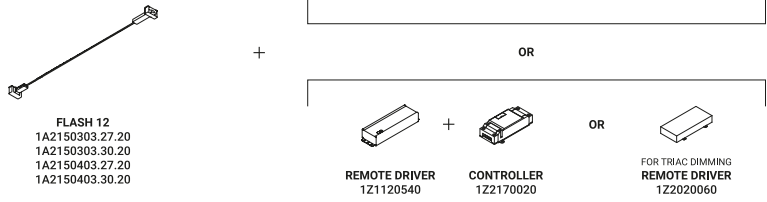
Davide Groppi / 2017

It is our Infinito model turned around, with the light flowing downwards.
The 9 mm wide stainless steel strip can run perfectly up to 36 metres in length
(standard versions at 6 / 12 / 18 metres in length).
The ideal solution for direct illumination of spaces with very high ceilings.
Its name pays homage to the famous comic book superhero,
who can run seven times the speed of light.

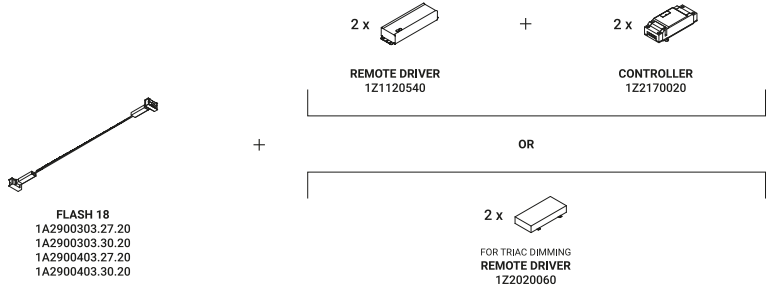
How to order -
FLASH 6



How to order -
FLASH 12



How to order -
FLASH 18

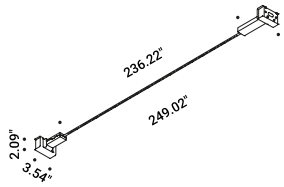


The sizes are expressed in inches.

Wall-Systems / Direct / Indoor

Material Metal
Finish .03 Matt White .04 Matt Black

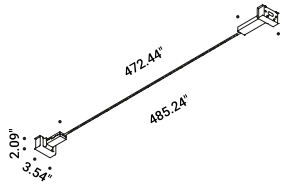
Note Special stainless steel tape (0.39") running from wall to wall. Available in 236.22" / 472.44" / 708.66" with a single power unit and uniform lighting. Available in Dual emission (DE) and Tunable White (TW – 196.85" / 393.70") versions. LED strip that can be divided every 1.90". DE versions are available with dual on/off (two drivers required).



FLASH 6
Max 45W
24V DC
2700K - 5592lm / 3000K - 5700lm
CRI >90
Driver not included
UL US LISTED

Matt White - 2700K
Matt White - 3000K
Matt Black - 2700K
Matt Black - 3000K

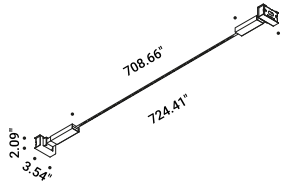
1A2130303.27.20
1A2130303.30.20
1A2130403.27.20
1A2130403.30.20



FLASH 12
Max 90W
24V DC
2700K - 11184lm / 3000K - 11400lm
CRI >90
Driver not included
UL US LISTED

Matt White - 2700K
Matt White - 3000K
Matt Black - 2700K
Matt Black - 3000K

1A2150303.27.20
1A2150303.30.20
1A2150403.27.20
1A2150403.30.20

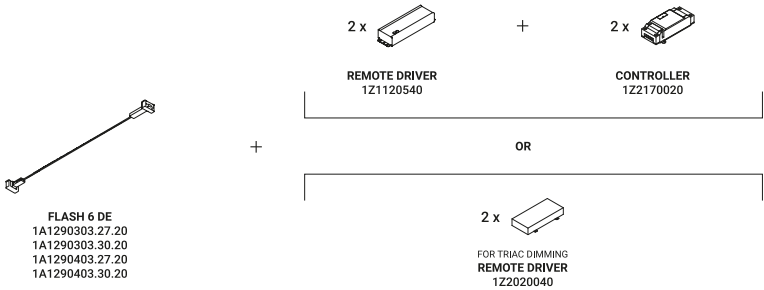


FLASH 18
Max 135W
24V DC
2700K - 16758lm / 3000K - 20124lm
CRI >90
Driver not included

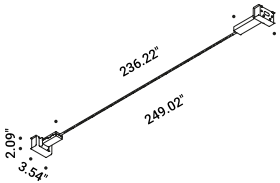

Matt White - 2700K
Matt White - 3000K
Matt Black - 2700K
Matt Black - 3000K

1A2900303.27.20
1A2900303.30.20
1A2900403.27.20
1A2900403.30.20

How to order -
FLASH 6 DE

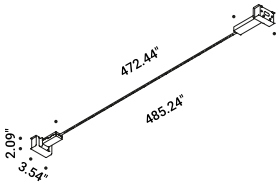


How to order -
FLASH 12 DE



FLASH 6 DE
Dual emission
Max 90W
24V DC
2700K - Up 5592lm - Down 5592lm /
3000K - Up 5700lm - Down 5700lm
CRI >90
Driver not included

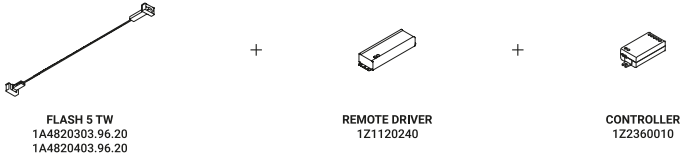
Matt White - 2700K	1A1290303.27.20
Matt White - 3000K	1A1290303.30.20
Matt Black - 2700K	1A1290403.27.20
Matt Black - 3000K	1A1290403.30.20



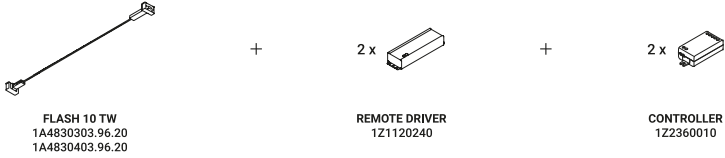
FLASH 12 DE
Dual emssion
Max 180W
24V DC
2700K - Up 11184lm - Down 11184lm /
3000K - Up 11400lm - Down 11400lm
CRI >90
Driver not included

Matt White - 2700K	1A1300303.27.20
Matt White - 3000K	1A1300303.30.20
Matt Black - 2700K	1A1300403.27.20
Matt Black - 3000K	1A1300403.30.20

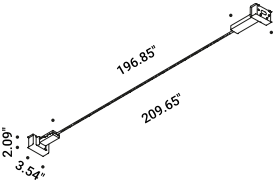
How to order -
FLASH 5 TW



How to order -
FLASH 10 TW

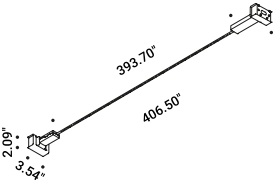


Note Tunable White describes the variable colour temperature controls from warm white to cool white light.



FLASH 5 TW
Tunable White
Max 96W
24V DC
2700K - 4690lm / 6500K - 5190lm
CRI >90
Driver not included

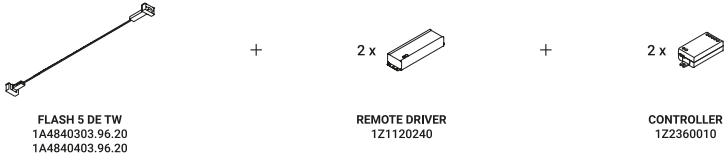
Matt White - 2700K / 6500K	1A4820303.96.20
Matt Black - 2700K / 6500K	1A4820403.96.20



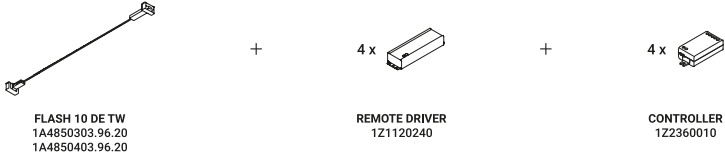
FLASH 10 TW
Tunable White
Max 192W
24V DC
2700K - 9380lm / 6500K - 10380lm
CRI >90
Driver not included

Matt White - 2700K / 6500K	1A4830303.96.20
Matt Black - 2700K / 6500K	1A4830403.96.20

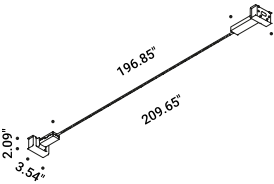
How to order -
FLASH 5 DE TW



How to order -
FLASH 10 DE TW

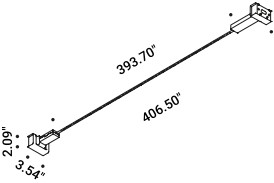


Note Tunable White describes the variable colour temperature controls from warm white to cool white light.



FLASH 5 DE TW
Dual emission - Tunable White
Max 192W
24V DC
2700K - 9380lm / 6500K - 10380lm
CRI >90
Driver not included

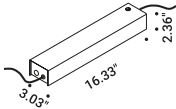
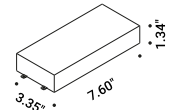
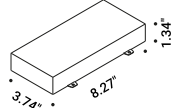
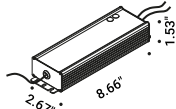
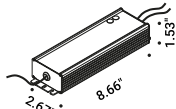
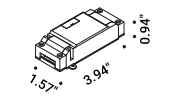
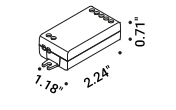
Matt White - 2700K / 6500K	1A4840303.96.20
Matt Black - 2700K / 6500K	1A4840403.96.20



FLASH 10 DE TW
Dual emission - Tunable White
Max 384W
24V DC
2700K - 18760lm / 6500K - 20760lm
CRI >90
Driver not included



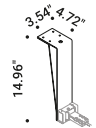



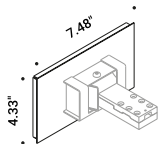

Matt White - 2700K / 6500K	1A4850303.96.20
Matt Black - 2700K / 6500K	1A4850403.96.20

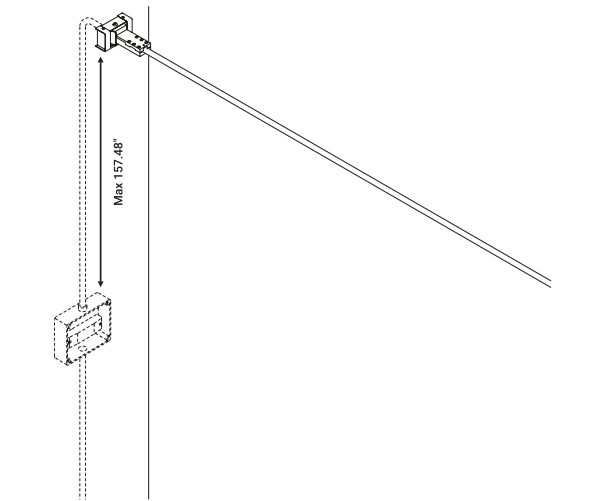
Compulsory accessories

Drivers				
	Driver with plug			Not included
	Matt White	Input 120V - 60Hz Output 24V - Max 100W - IP20 Dimmer on board	FLASH 6 / FLASH 12	1X0060303.03.06
	Driver			Not included
	120-277V	24V/60W/IP20/TRIAC - 1-10V	FLASH 6 / FLASH 6 DE	1Z2020040
	Driver			Not included
	120-277V	24V/96W/IP20/TRIAC - 1-10V	FLASH 12 / FLASH 18 / FLASH 12 DE	1Z2020060
	Driver			Not included
	100-240V	24V/96W/IP67/1-10V	FLASH 6 / FLASH 12 / FLASH 18 / FLASH 6 DE / FLASH 12 DE	1Z1120540
	Driver			Not included
	100-240V	24V/120W/IP67/1-10V	FLASH 5 TW / FLASH 10 TW / FLASH 5 DE TW / FLASH 10 DE TW	1Z1120240
	Dimming converter			Not included
	Matt Black	DALI - PUSH - 0/1-10V - IP20	FLASH 6 / FLASH 12 / FLASH 18 / FLASH 6 DE / FLASH 12 DE	1Z2170020
	Dimming converter Casambi - Tunable White			Not included
			FLASH 5 TW / FLASH 10 TW / FLASH 5 DE TW / FLASH 10 DE TW	1Z2360010

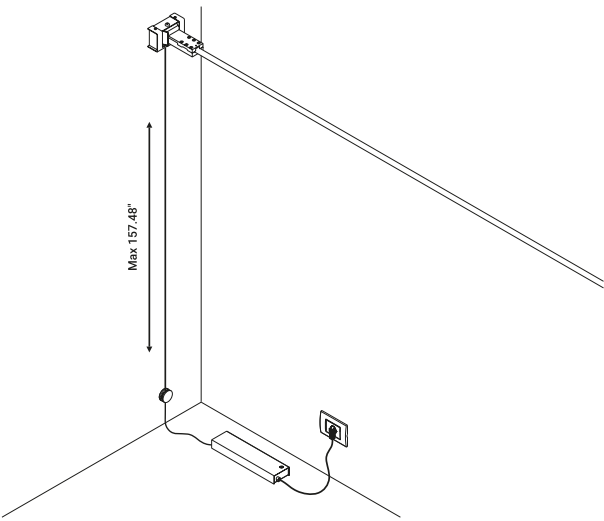
The sizes are expressed in inches.

Optional accessories

Installation kits				
	Spacer			Not included
	Matt White	For driver kit with plug	FLASH 6 / FLASH 12	1A4930300.00.00
	Wall and ceiling rose			Not included
	Matt White			1X0030303.01.00
	Ceiling installation kit			Not included
	Matt White			1A0080300.00.00
	Kit wall connection vertical sloped 45°			Not included
	Matt White			1A0120300.00.00
	Kit wall connection sloped right 75°			Not included
	Matt White			1A0340300.00.00
	Kit wall connection sloped left 75°			Not included
	Matt White			1A0350300.00.00
	Wall back plate			Not included
	Matt White			1X0090303.01.00
	Swallows			Not included
	Matt Black			1A0800400.00.00

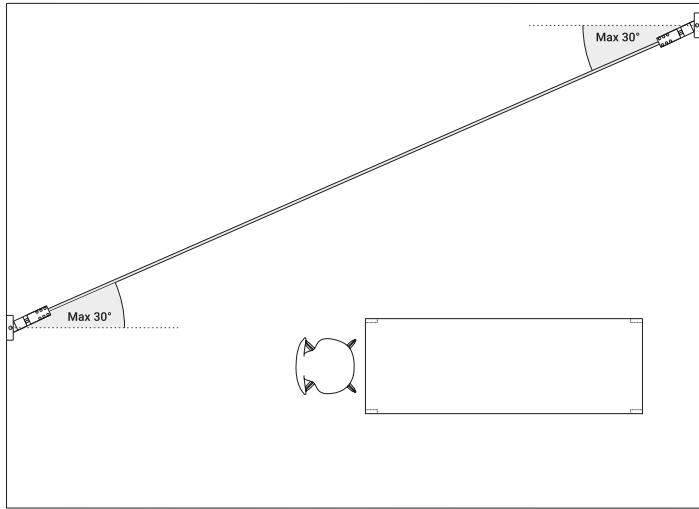


Example of installation with remote driver

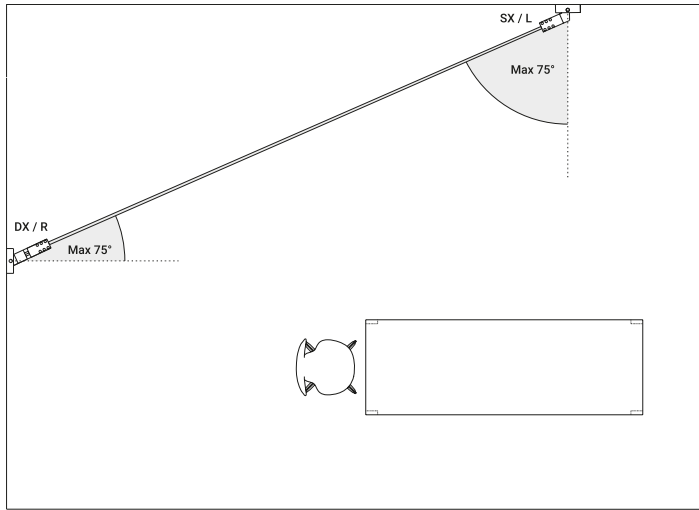


Example of installation with driver with plug

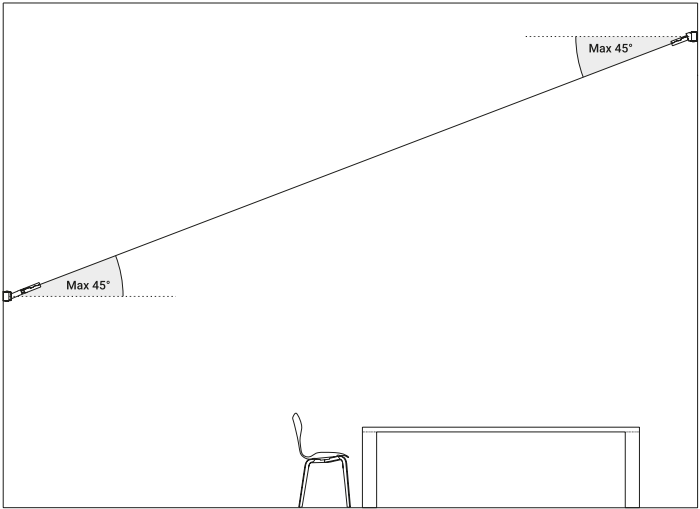




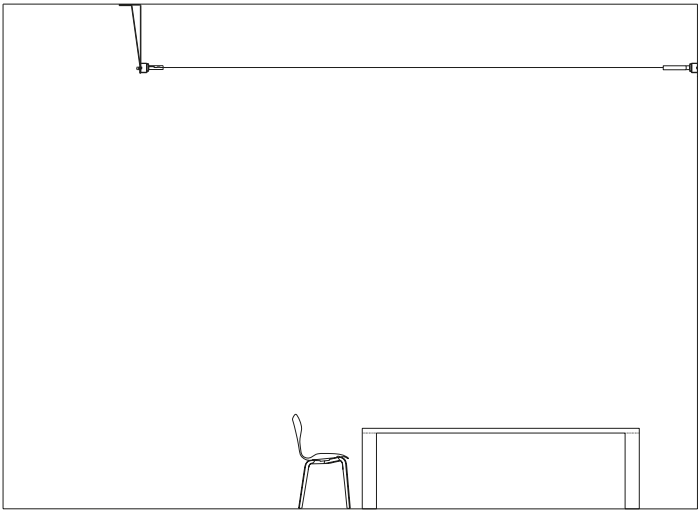
Example of installation with max rotation 30°



1A0340400.00.00 - 1A0350400.00.00 - Example of installation with kit wall connection sloped 75°



1A0120400.00.00 - Example of installation with kit wall connection vertical sloped 45°



1A0080400.00.00 - Example of installation with ceiling installation kit