


FLOS



03.8530.M5.CB Copper Brown

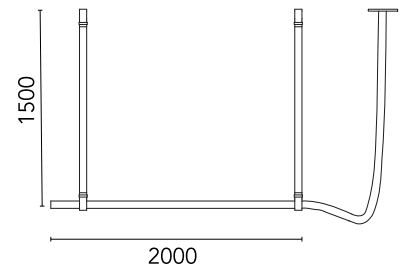
Belt Fabric Copper Brown Casambi 2000mm

Designed by Ronan & Erwan Bouroullec, 2020



LED - Top LED - 55.5W - 1700lm - 2700K - CRI> 95 - Beam° 60

This iconic profile for suspended installation features refined leather or fabric surfaces developed specifically for Flos. Belt is pure flexibility, a sinuous line that creates a balance between the softness of leather or fabric and the rigidity of aluminium. The soft part is represented by the connection to the electrical network, while the rigid parts correspond to the light source, the long lines of light. The fixture is equipped with integrated direct and indirect lighting and each light source can be controlled individually via remote control. The product is installed with the use of leather or fabric straps to hang the lighting profile, sliding the straps through dedicated metal clasps that act as hooks on the ceiling. Each strap may be regulated to match the shape of the environment. A special microconnector integrated into the terminal of the lighting profile allows for electrical connection through a simple snap. The electrical connection is hidden within the leather or fabric straps, which supports the composition. Profiles available in leather (black, natural leather and green finishes) and fabric (grey olive and copper brown finishes). Electrical system powered at 48V dimmable with CASAMBI controller integrated inside the fixture. To manage the system it is necessary to download the FLOS Control® powered by Casambi app (available on Apple Store and Google Play).



Download

Mounting instructions



PDF

Photometric Files

LDT / IES

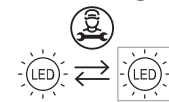


ZIP

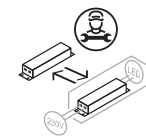
Are you a professional and your project needs consulting and support?

BOOK AN APPOINTMENT

Ecodesign and Energy Labelling



Replaceable (LED only) light source by a professional



Replaceable control gear by a professional

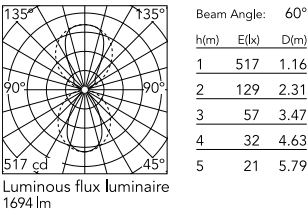
Main specifications

Mounting	Suspension
Environments	Indoor dry location
Light source type	LED
Light sources included	Yes
LED type	Top LED
Lamp category	LED
Number of lamps	1
Power (W)	55.5
System power (W)	55.5
Lumen Output (lm)	1700

Physical

Colour	Copper Brown
Trim	No
Orientation	Fixed
Recessed depth (mm)	45
Length (mm)	2000
Cord length (mm)	2500
Net weight (kg)	6.5
IP internal	20

Schematic light drawing



Photometric

Lighting type	Total
Light distribution	Symmetric
CCT (K)	2700
CRI>	95
Beam angle C0-180 (°)	60
Beam angle C90-270 (°)	102
Beam angle indirect C0-180 (°)	60
Beam angle indirect C90-270 (°)	102
Extreme cut off	No

Electrical

Insulation class	II
Frequency (Hz)	50/60
Main voltage (Vac)	220/240
Alternating current voltage (Vac)	240
Forward voltage (V)	48
Power supply	Remote included
Dimmable	Yes
Power supply type	Dimmable Casambi
Dimming range (%)	1-100
Dimming interface	Switch Integrated (Remote Dimmable)